


CONTRAIL[®]

by **TOWMASTER**

MODELS:
C-8, C-10
C-12, C-14

The Standard for the Road Ahead!



Some equipment shown may be optional



Patented Auto-Latch[®] ramp hold-ups.



Quick, simple tie-downs at optimum locations for securing equipment.



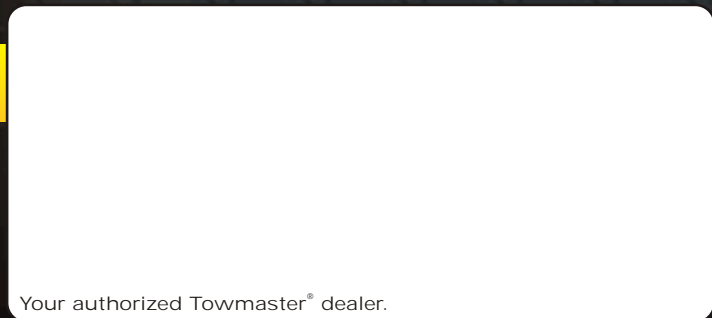
Chain tray (toolbox) and registration holder are standard on the C-8, C-10, C-12 and C-14.

Description:

The Contrail[®] drop-deck trailer from Towmaster[®] is a perfect economical fit for moving skid-loaders, mini-excavators and other small equipment. It has the renowned Towmaster[®] build quality but limits features and options to keep it a sound, economical investment. It includes Dexter[®] Torflex[®] rubber torsion axles for easy pulling and a smooth ride. The Contrail[®] drop-deck is built on a solid one-piece I-beam frame with channel crossmembers and wood deck. Each trailer is washed for corrosion resistance and finished with glossy polyurethane, rust-inhibiting paint.

Quick Specs:

- 21.5" / 22.5 deck heights (empty)
- 82" between fenders
- 14', 16', or 18' deck (model specific)
- Electric brakes
- Torflex[®] axles
- 2" nominal white oak deck
- Adjustable Hitch
- Auto-Latch[®] Ramps
- Sealed Wiring



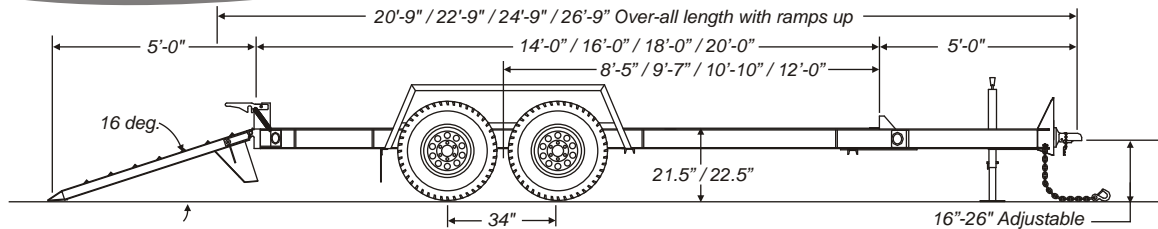
Your authorized Towmaster[®] dealer.

Towmaster, Inc.



800-462-4517

Fax: 320-693-7921



SPECIFICATIONS

S=Standard O=Optional

CAPACITY / DIMENSIONS	C-8	C-10	C-12	C-14
Capacity Rating (lbs/kg)	7,000 / 3175	10,000 / 4534	12,000 / 5443	14,000 / 6350
Approx. Weight (14'-0" / 4267mm)(lbs/kg)	2,700 / 1225	2,780 / 1261	N/A	N/A
Approx. Weight (16'-0" / 4877mm)(lbs/kg)	2,900 / 1315	2,980 / 1352	3,060 / 1388	3,080 / 1397
Approx. Weight (18'-0" / 5486mm)(lbs/kg)	N/A	3,180 / 1442	3,260 / 1479	3,280 / 1488
Approx. Weight (20'-0" / 6096mm)(lbs/kg)	N/A	N/A	N/A	3,680 / 1669
Deck Height (empty)(in/mm)	21.5 / 546	21.5 / 546	22.5 / 572	22.5 / 572
Overall Width (ft-in/mm)	8-6 / 2591	8-6 / 2591	8-6 / 2591	8-6 / 2591
Load Width (in/mm)	82 / 2083	82 / 2083	82 / 2083	82 / 2083
TONGUE				
Tongue Length 5'-0" (1524mm)	S	S	S	S
One-Piece Cold-Formed Perimeter Frame and Tongue	S	S	S	S
Adjustable Hitch	S	S	S	S
2.5" Pintle Ring or 2-5/16" Ball Coupler	Specify	Specify	Specify	-
3" Pintle Ring or 2-5/16" Ball Coupler	-	-	-	Specify
3/8" High-Tensile Safety Chain x 40"	Gr. 43	Gr. 43	Gr. 43	Gr. 70
Storage Tray	S	S	S	S
Storage Tray Lid	O	O	O	O
Bolt-on Drop-Leg Parking Jack	7K	7K	7K	12K
FRAME / RAMPS				
Main Beam	High-Tensile W6 x 12	High-Tensile W6 x 12	High-Tensile W6 x 12	High-Tensile W6 x 12 W6 x 16 on 20' deck
3" Channel Crossmembers	S	S	S	S
Crossmembers 18"-24" on-center	S	S	S	S
Headboard Height (in / mm)	4 / 102	4 / 102	4 / 102	4 / 102
2" Nominal White Oak Wood Deck	S	S	S	S
Ramps (Ladder Style) Length x Width (ft-in x in/mm)	5-0x18 / 1524x470	5-0x18 / 1524x470	5-0x18 / 1524x470	5-0x18 / 1524x470
Load Angle (degrees)	16	16	16	16
Adjustable Ramps	S	S	S	S
Spring-Assist Ramps	O	O	O	S
Patented Auto-Latch® Hold-ups	S	S	S	S
Tie Downs	Solid Loop	Solid Loop	Solid Loop	Solid Loop
Number of Tie-Downs (Total / Side)	8 / 4	8 / 4	8 / 4	8 / 4
SUSPENSION / TIRES				
Dexter Torflex® Rubber-Ride Axles w/5-year Warranty	S	S	S	S
Axle Capacity (each) (lbs/kg)	3,500 / 1588	6,000 / 2722	6,000 / 2722	7,000 / 3176
Hubs	Standard Lube	Standard Lube	Standard Lube	Standard Lube
Electric Brakes	S	S	S	S
Brake Size (in/mm)	10x2.25 / 254x57	12x2 / 305x51	12x2 / 305x51	12x2 / 305x51
Battery Break-Away Kit	S	S	S	S
Tow Charger	O	O	O	O
Wheels (in/mm)	15x6 / 381x152	15x6 / 381x152	16x6 / 406x152	16x6 / 406x152
Wheel Bolt Pattern	6-bolt	6-bolt	6-bolt	8-bolt
Tires / Load Range Rating	ST225/75R x 15 / D	ST225/75R x 15 / D	235/85R x 16 / E	235/85R x 16 / E
Poly Mud Flaps	S	S	S	S
WIRING / FINISH				
Weather Resistant Sealed Wiring	S	S	S	S
Weather Resistant Shock-Mounted Lights	S	S	S	S
Incandescent Type Lights	S	S	S	S
6-pole Round or 7-pole RV Electrical Plug	Specify	Specify	Specify	Specify
Registration Holder	S	S	S	S
Rust Inhibiting Primer	S	S	S	S
Durable, Rust Resistant Top Coat	S	S	S	S
Durable, Die-Cut UV Resistant Vinyl Decals	S	S	S	S

Follow local and Federal D.O.T. laws, including Federal Motor Carrier Safety Regulations §392.9, §393.100 and §393.102, and stay within GVWR restrictions.

OPTIONS

Hydraulic surge brakes w/freebacking (Check local D.O.T. laws, may not be available on all models)	E-Z Lube hubs	Bucket stop
Gooseneck	Lockable storage tray lid	Chock block holders
Carfisle brake controller	Full width ramps	12K parking jack
Hand-crank winch and cable	Gooseneck	Spare Tire Mount / Spare Tire & Wheel
Electric winch	Pallet fork holders	Not all options are available on all models. See your dealer for more information.
Spring-Assist ramps	Additional tie-downs	
	LED lights	

We manufacture a complete line of trailers in capacities from 2000 lbs. to 120,000 lbs. Listed weights are approximate. Trailer weights can vary due to options installed. All dimensions are approximate. See VIN tag for actual GVWR. Check our website or see your authorized dealer for more information. Manufacturer reserves the right to modify, change or discontinue models or options as seen fit without obligation to previously sold units. Written warranty covers each trailer.

Towmaster, Inc., 61381 US Hwy 12, Litchfield, MN 55355
Toll free: 800-462-4517 phone: 320-693-7900 fax: 320-693-7921
www.towmaster.com
Employee Owned, Employee Pride, U.S.A. Made!
U.S.A. DESIGNED AND BUILT